

# Oakdale Auditorium Use 2010 - 2012



- **Data extracted from RecTrac, which is program used to reserve and track use of facilities for Freeport Park District.**
- **RecTrac was initiated in 2010 so that is the first year of quantified reservation/use data.**
- **Years studied in this analysis are 2010 – 2017.**
- **2010 was the last year Oakdale Lodge was rented for overnight use.**
- **2012 was the last year Oakdale Auditorium was rented for public use.**
- **2014 was the last year Oakdale Lodge was rented for public use.**

## Oakdale Facility Rental Rates 2010 – 2017

	<b>Resident</b>	<b>Non-resident</b>
<b>Oakdale and Newell Shelter</b>	<b>\$40.00</b>	<b>\$55.00</b>
<b>Oakdale Auditorium</b>	<b>\$200.00</b>	<b>\$250.00</b>
<b>Mogle Building</b>	<b>\$60.00</b>	<b>\$90.00</b>
<b>Oakdale Lodge Dining Room &amp; Kitchen</b>	<b>\$125.00</b>	<b>\$175.00</b>
<b>Oakdale Lodge Overnights</b>	<b>\$150.00</b>	<b>\$225.00</b>

\*Rental rates unchanged since 2010

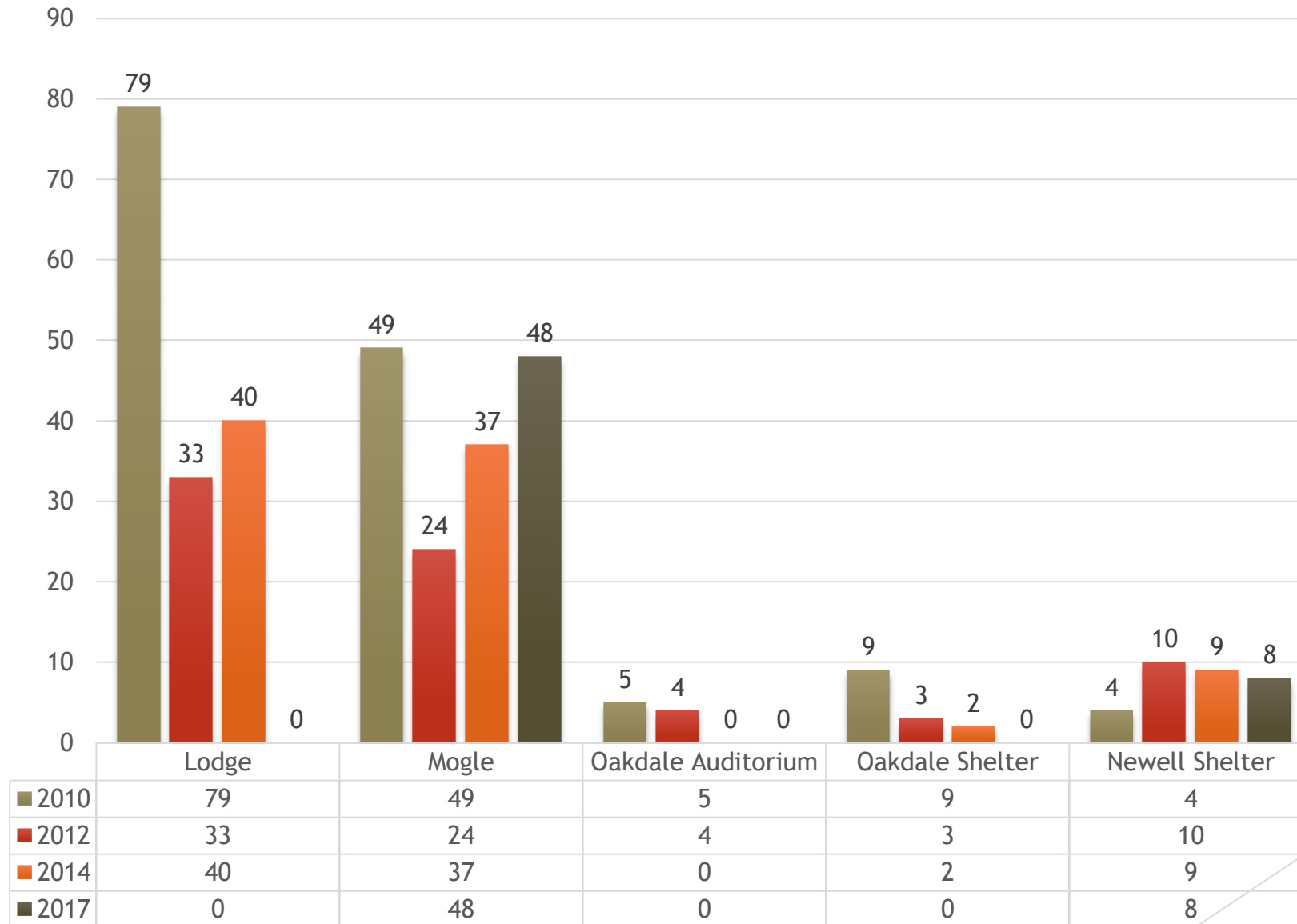
## Oakdale Auditorium Use 2010 – 2012

<b>Oakdale Auditorium Use</b>	<b>2010</b>	<b>2011</b>	<b>2012</b>
<b>Private Rentals</b>	<b>1</b>	<b>3</b>	<b>3</b>
<b>Park District Programs</b>	<b>4</b>	<b>2</b>	<b>1</b>
<b>Total Days Used/Reserved</b>	<b>5</b>	<b>5</b>	<b>4</b>

## Oakdale Auditorium Maintenance Hours 2010 - 2012

	<b>2010</b>	<b>2011</b>	<b>2012</b>
Building Prep/Cleaning	44	66.75	84
General Maintenance	8.25	5	5.25
<b>Total Hours</b>	<b>52.25</b>	<b>71.75</b>	<b>89.25</b>

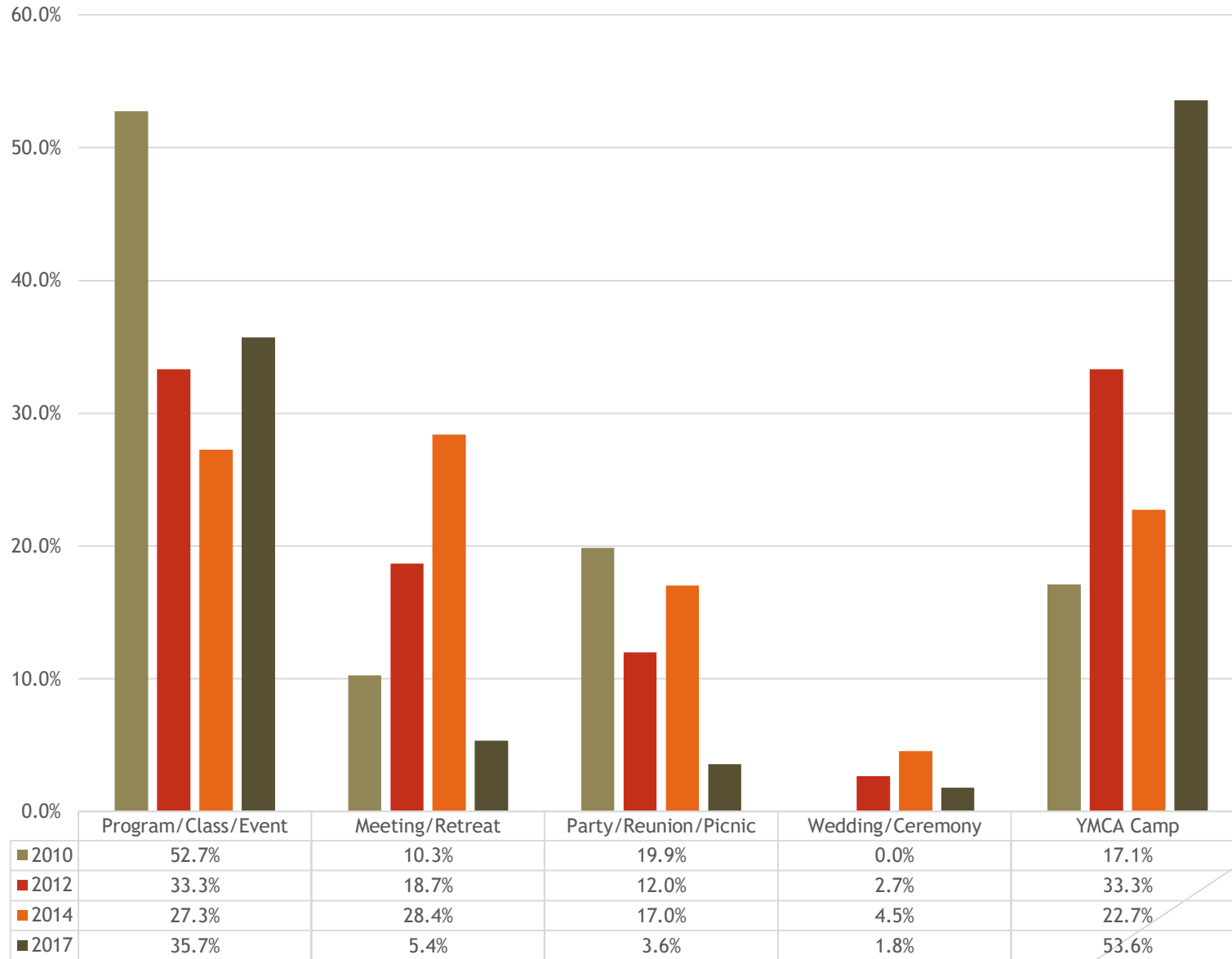
# Oakdale Facility Use 2010 - 2017



## Oakdale Facility Revenue 2010 - 2017

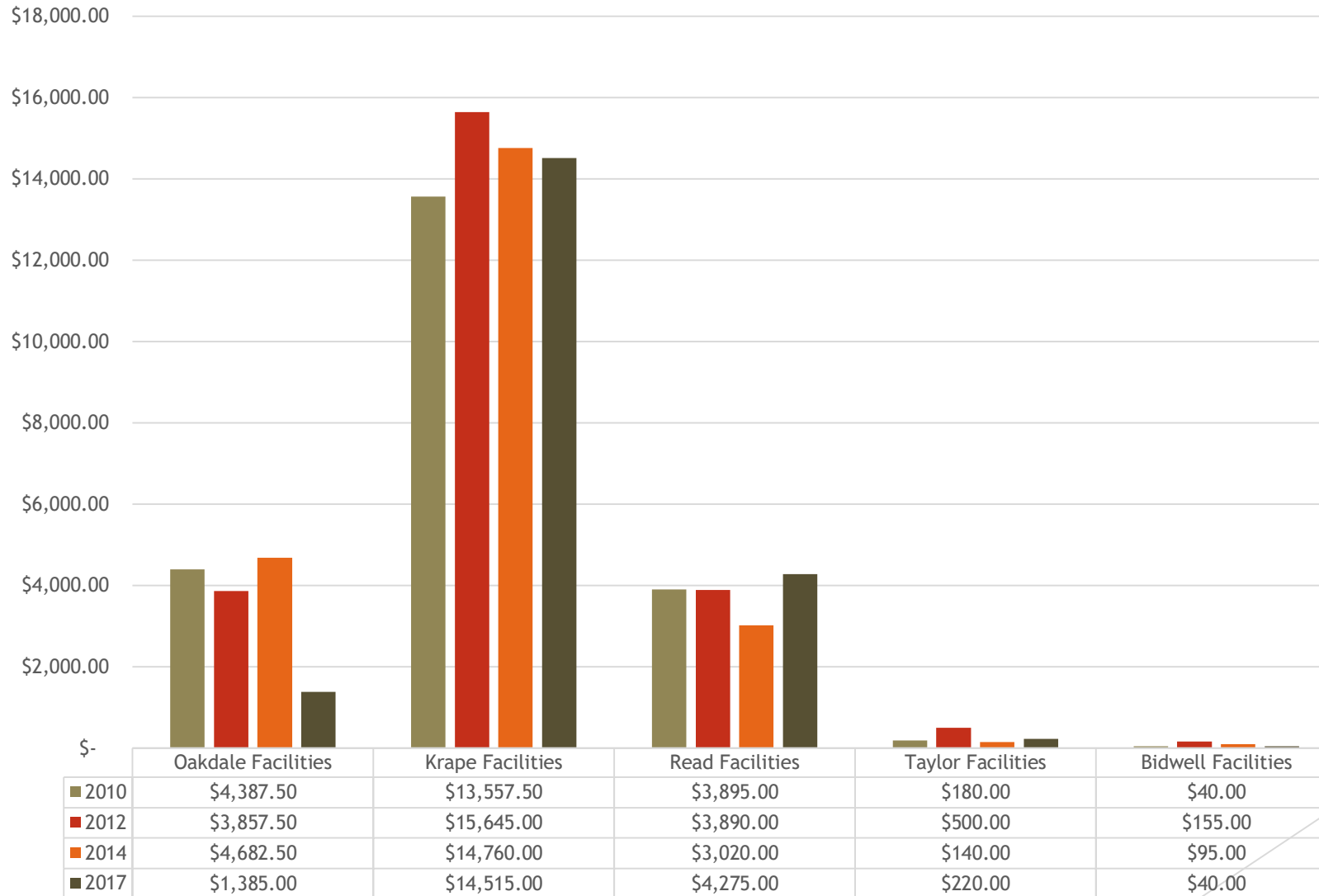


# Oakdale Facility Use Purpose 2010 – 2017





# Facility Use Revenue Comparison 2010 - 2017



\*Does not include ball fields, Aquatic Center and concession facilities

